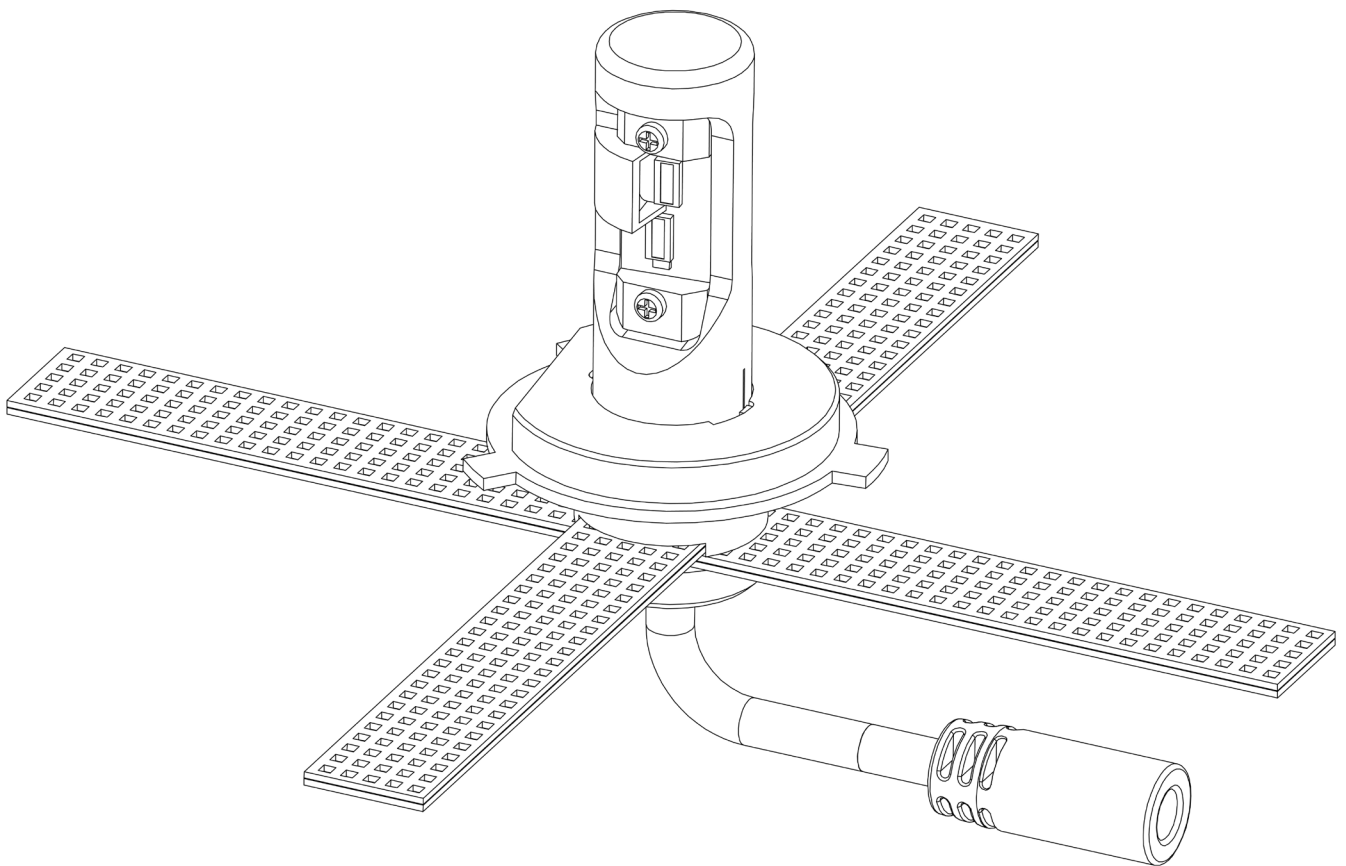




G10-H4Z3 USER MANUAL

AKLL-G10-H4Z3_01



V1.1

**PLEASE READ AND UNDERSTAND THIS MANUAL
COMPLETELY BEFORE USING THIS PRODUCT.**

SAFETY WARNINGS

- Do not touch the LED chips directly with your fingers as this can inadvertently contaminate the surface of the LED chip and lead to failure. Using a clean cloth is an ideal way of ensuring any unwanted impurities are not applied to the LED chip.
- Before installation please ensure the light is free from damage, fracture and that there are no impurities on the LED chips.
- Considering the high intensity of LED light emitted from these bulbs please do not stare directly at the lamp when it is switched on.
- During operation the light body and driver will reach high temperatures. Avoid direct contact as this can cause injury.

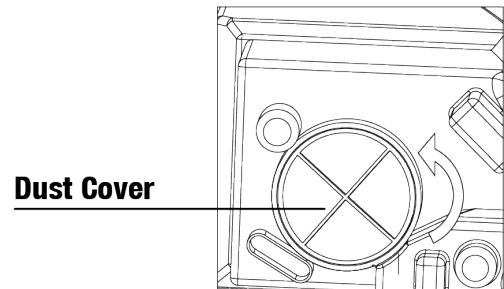
PRE-INSTALLATION NOTES

- This light is only designed for 12-24V vehicles.
- Before starting the installation, make sure your vehicle and its lights are turned off and cooled down.
- Keep LED chips as clean as possible.

INSTALLATION

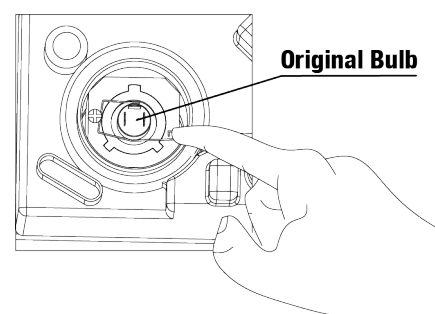
STEP 1

Open the dust cover.



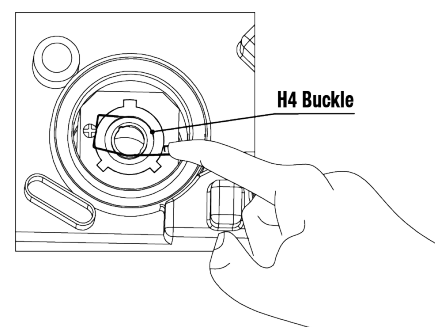
STEP 2

Loosen the clamp spring and take out the original bulb.



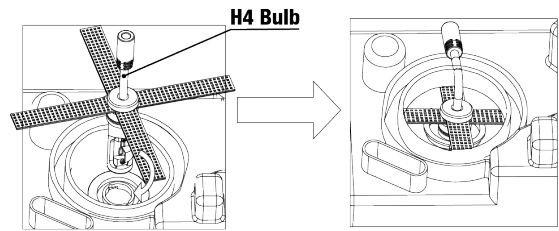
STEP 3

Install the H4 light bulb inside the headlight housing. Insert the H4 buckle into the back of the LED then lock the clamp spring back onto the housing.



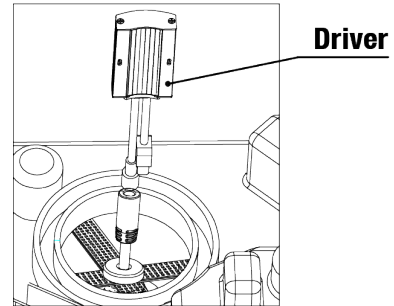
STEP 4

Once the LED is buckled into the housing, tuck the copper strips into the light housing.



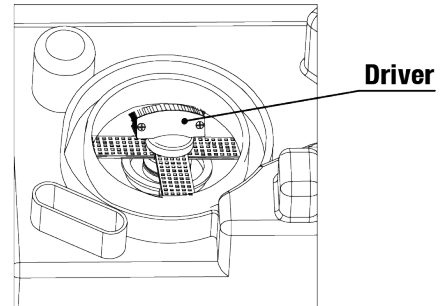
STEP 5

Plug the Driver in to the LED. Then plug the driver into the original headlight wiring of your vehicle.



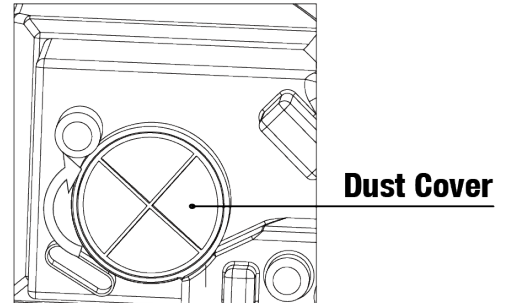
STEP 6

If there's enough room, place the driver inside the headlight housing.




STEP 7

Screw the dust cover back on.



STEP 8

Turn it on and check to see that the headlight works. If it doesn't work, please check our troubleshooting table on page 4.



PRODUCT SPECIFICATIONS

INPUT POWER	L/48W, H/48W
OPERATING VOLTAGE	DC12-24V
LIGHT SOURCE MODEL	Lumileds ZES
COLOUR TEMPERATURE	6500K
OPERATING LIFE	>50000hrs
OPERATING TEMPERATURE	-40°C~+90°C
IP RATE	IP68
HEAT DISSIPATION THEORY	Copper

TROUBLESHOOTING

PROBLEM	SOLUTION
Light off	Please ensure the LED lights are correctly installed.
Light off	Defective lamp body. Please connect a new lamp body with the driver. If this rectifies the issue, then it means the previous lamp body is defective. Please contact 4WD Supacentre.
Light off	Defective driver. Please connect a new driver to the light. If this rectifies the issue, then it means the previous driver is defective, please contact 4WD Supacentre.
Flicking	Defective driver. Please connect a new driver to the light. If this rectifies the issue, then it means the previous driver is defective, please contact 4WD Supacentre.

12 MONTH LIMITED WARRANTY

WARRANTY PERIOD:

Full 12 month warranty from date of purchase against all manufacturing defects.

WHAT DOES THE WARRANTY COVER?

Under normal usage conditions, this warranty covers:

- a. Any defect in design or manufacture which results in the product failing to perform substantially as described in authorised advertising or literature.
- b. We will either repair or replace the product at our discretion providing that the fault is found to have been caused by a design or manufacturing defect and not misuse or tampering.

Our goods come with guarantees that cannot be excluded under the Australian Consumer Law. You are entitled to a replacement or refund for a major failure and for compensation for any other reasonably foreseeable loss or damage. You are also entitled to have the goods repaired or replaced if the goods fail to be of acceptable quality and the failure does not amount to a major failure. The benefits provided to you as the consumer by this warranty are in addition to other rights and remedies available to you under the law.

THE WARRANTY DOES NOT COVER:

- a. Any damage resulting from improper use
 - b. Faulty installation or modification made during installation
 - c. The cost of removing and reinstalling the product
 - d. Travel and /or other expenses due to customer's remote location
 - e. Transport charges and damage in transit. It is your responsibility to deliver and pick up your product, including any costs associated with the postage of your repair or replacement product. If you do freight your product we recommend that you insure against loss or damage.
 - f. Any loss directly or indirectly associated with the product failing to operate.
 - g. Damage caused by mould, insects, animals, misuse, incorrect operation, adverse weather, accidents and fair wear and tear
-

TO MAKE A CLAIM, PLEASE ENSURE YOU RETAIN YOUR SALES RECEIPT OF PURCHASE

1800 88 39 64



OUTDOOR SUPACENTRE PTY LTD
2 Stanley St Silverwater NSW, 2128
PHONE: 1800 88 39 64
www.4wdsupacentre.com.au