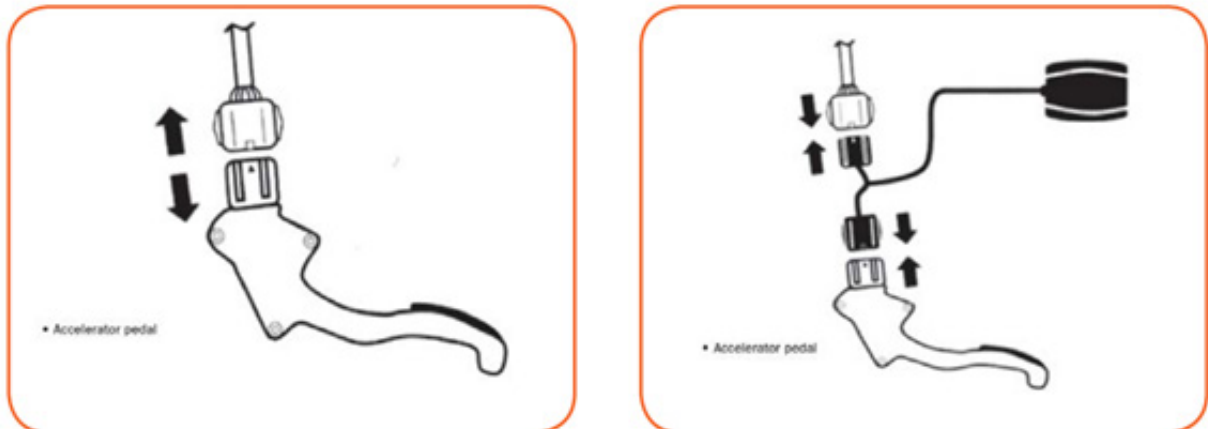




Throttle Controller Unit **USER MANUAL**

**PLEASE READ AND UNDERSTAND THIS MANUAL COMPLETELY
BEFORE OPERATING THE PRODUCT.**

Step 1.



To maximise the chances of a successful install it is very important to complete the following points BEFORE you install the Throttle Controller Unit:

- Turn off the ignition
- Open the driver door
- Lock the car (while the driver's door is open)
- Wait for a period of 2-5 minutes
- Proceed with installing the Throttle Controller Unit

By completing these steps and locking the car, it puts the car's ECU into sleep mode so there should be no voltage going through it.

With the Vehicle OFF, disconnect the accelerator pedal sensor. Connect the two plugs of the Adventure Kings Throttle Controller receiver into the factory throttle sensor plugs.

On most vehicles the connection for the Adventure Kings Throttle Controller is close to the accelerator pedal or the steering column. You must ensure that the Adventure Kings Throttle Controller and the associated wiring loom do not interfere with the operation of the pedal or the steering and are secured at all times.

Do not modify the Adventure Kings Throttle Controller or wiring loom in any way. If the wiring harness has been compromised in any shape or form, please contact our friendly customer service team on 1800 88 39 64.


Step 2.

Download the Adventure Kings Throttle Controller app from the Apple or Android store.

Note: You can scan the QR code on the Throttle Controller receiver to take you to the links.




APPLE



ANDROID

Now that you have installed the app, open the app and click on "PowerPedal".

The app will now sync up with the throttle controller receiver.



Select between the modes simply by pressing the "Change Mode" button.



DO NOT CHANGE BETWEEN SETTINGS WHILST DRIVING, PULL OVER AND PUT THE VEHICLE IN NEUTRAL OR PARK BEFORE CHANGING BETWEEN SETTINGS.

Step 3. Mode Settings

“OFF”

Maintains the vehicles factory throttle setting.

“DYNAMIC”

Gives enhanced throttle response, whilst maintaining smooth acceleration.

“SPORT”

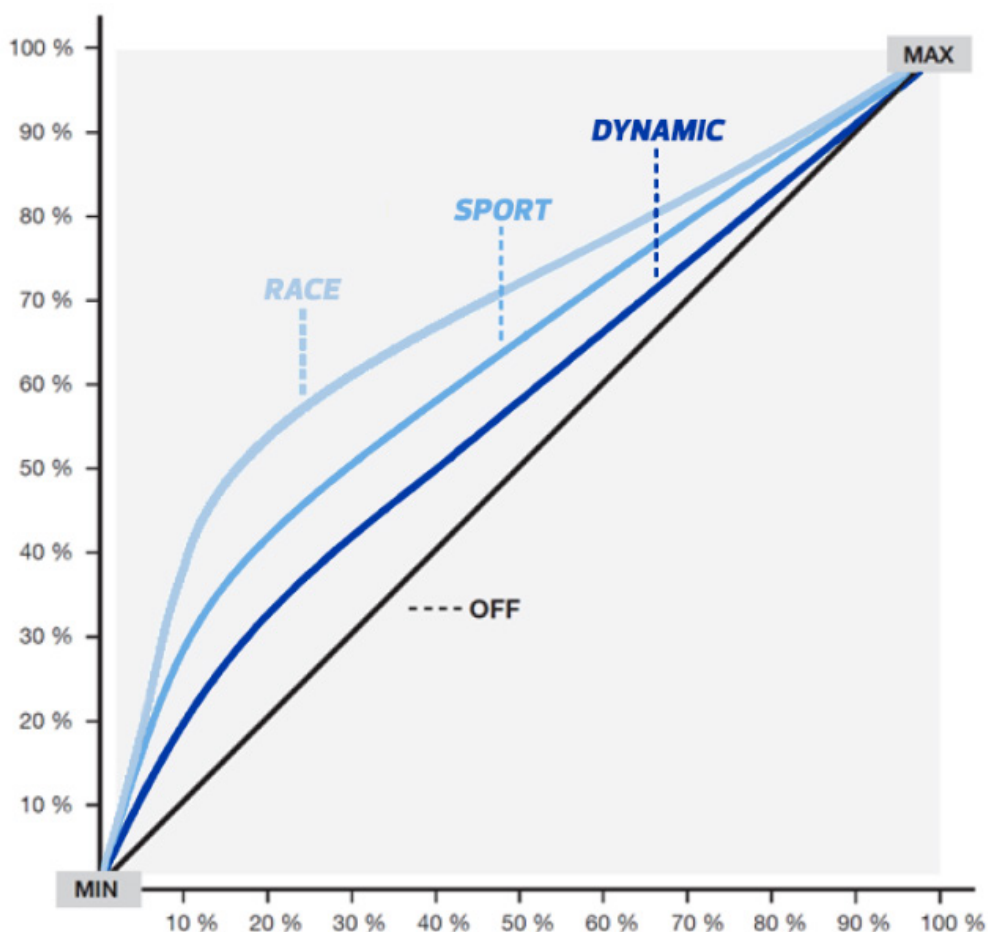
Gives sharper throttle response, perfect for towing and overtaking.

“RACE”

Gives instantaneous throttle response and maximum acceleration.

PLEASE NOTE: THE ADVENTURE KINGS THROTTLE CONTROLLER WILL MAINTAIN IT'S SETTINGS EVEN WHEN THE APP IS NOT ON OR CONNECTED, TO CHANGE SETTINGS RECONNECT TO APP.

Throttle Ratio Comparison Chart



12 MONTH LIMITED WARRANTY

WARRANTY PERIOD:

Full 12 month warranty from date of purchase against all manufacturing defects.

WHAT DOES THE WARRANTY COVER?

Under normal usage conditions, this warranty covers:

- a. Any defect in design or manufacture which results in the product failing to perform substantially as described in authorised advertising or literature.
- b. We will either repair or replace the product at our discretion providing that the fault is found to have been caused by a design or manufacturing defect and not misuse or tampering.

Our goods come with guarantees that cannot be excluded under the Australian Consumer Law. You are entitled to a replacement or refund for a major failure and for compensation for any other reasonably foreseeable loss or damage. You are also entitled to have the goods repaired or replaced if the goods fail to be of acceptable quality and the failure does not amount to a major failure. The benefits provided to you as the consumer by this warranty are in addition to other rights and remedies available to you under the law.

THE WARRANTY DOES NOT COVER:

- a. Any damage resulting from improper use
 - b. Faulty installation or modification made during installation
 - c. The cost of removing and reinstalling the product
 - d. Travel and /or other expenses due to customer's remote location
 - e. Transport charges and damage in transit. It is your responsibility to deliver and pick up your product, including any costs associated with the postage of your repair or replacement product. If you do freight your product we recommend that you insure against loss or damage.
 - f. Any loss directly or indirectly associated with the product failing to operate.
 - g. Damage caused by mould, insects, animals, misuse, incorrect operation, adverse weather, accidents and fair wear and tear
-

TO MAKE A CLAIM UNDER THIS WARRANTY PLEASE CALL

1800 88 39 64



OUTDOOR SUPACENTRE PTY LTD
2 Stanley St Silverwater NSW, 2128
PHONE: 1800 88 39 64
www.4wdsupacentre.com.au

