



RoofTopTent

USER MANUAL







SAFETY INFORMATION

- Do not try and lift the Kwiky on your own; make sure to have at least 2 people, using proper lifting techniques.
- Ensure that the Kwiky is installed correctly and that all connections, straps and surfaces are checked regularly for degradation and loosening.
- Ensure that the roof rack or roof bars can support the full weight of the Kwiky (70kg) while in motion or supporting two adults.
- Ensure the Kwiky's weight is centred over the middle of the vehicle and its sides are not over hanging the vehicle.
- The Kwiky will increase your vehicles overall height, be wary of this when entering undercover areas.
- Take care when operating the telescopic-ladder, ensuring its locked in place and the sliders will not pinch you.

COMPONENTS

Included in the kit:

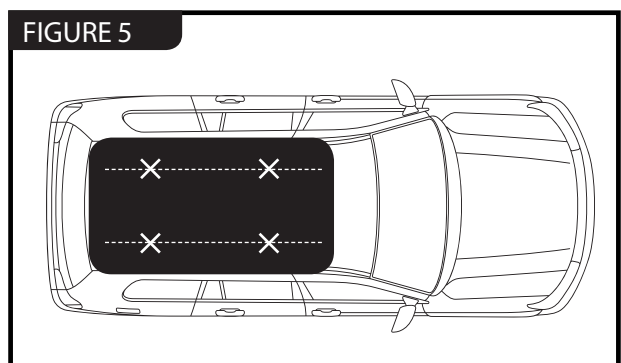

1. Kwiky Roof Top Tent
2. Telescopic Ladder
3. 8x Flat Brackets
4. 8x Bolts & Nuts
5. Size 13mm Spanner



INSTALLATION INSTRUCTIONS

At least 2-3 people are needed to install a Kwiky RTT.

DO NOT try and lift and install the Kwiky on your own.



The Kwiky RTT is symmetrical, provided

1. Un-pack all the components from the box.
2. Lift the Kwiky onto your vehicle's roof rack. Position so that the weight is centred evenly over the roof. FIGURE 1
3. Assemble 4 of the flat brackets with 2 bolts each. FIGURE 2
4. With the flat brackets assembled, lift the side of the Kwiky and slide 2 flat brackets with bolts along each mounting rail. FIGURE 3
5. Slide the flat brackets with bolts along the mounting rails, so that they align with the roof rack's cross-bars. FIGURE 4
Do not clamp onto your roof racks mesh.
The Kwiky should have 4 spaced, strong points of contact on the roof rack. FIGURE 5
6. Connect the 4 remaining flat brackets with 2 nuts each. FIGURE 6
Tighten all the nuts, making sure the Kwiky is firmly mounted and will not move. The flat brackets should have a slight bend around the cross bar.
7. Take the vehicle for a low-speed, short drive. Afterwards, check all the bolts are secure. Tighten if required.



12 MONTH LIMITED WARRANTY

WARRANTY PERIOD:

Full 12 month warranty from date of purchase against all manufacturing defects.

WHAT DOES THE WARRANTY COVER?

Under normal usage conditions, this warranty covers:

- a. Any defect in design or manufacture which results in the product failing to perform substantially as described in authorised advertising or literature.
- b. We will either repair or replace the product at our discretion providing that the fault is found to have been caused by a design or manufacturing defect and not misuse or tampering.

Our goods come with guarantees that cannot be excluded under the Australian Consumer Law. You are entitled to a replacement or refund for a major failure and for compensation for any other reasonably foreseeable loss or damage. You are also entitled to have the goods repaired or replaced if the goods fail to be of acceptable quality and the failure does not amount to a major failure. The benefits provided to you as the consumer by this warranty are in addition to other rights and remedies available to you under the law.

THE WARRANTY DOES NOT COVER:

- a. Any damage resulting from improper use
 - b. Faulty installation or modification made during installation
 - c. The cost of removing and reinstalling the product
 - d. Travel and /or other expenses due to customer's remote location
 - e. Transport charges and damage in transit. It is your responsibility to deliver and pick up your product, including any costs associated with the postage of your repair or replacement product. If you do freight your product we recommend that you insure against loss or damage.
 - f. Any loss directly or indirectly associated with the product failing to operate.
 - g. Damage caused by mould, insects, animals, misuse, incorrect operation, adverse weather, accidents and fair wear and tear
-

TO MAKE A CLAIM, PLEASE ENSURE YOU RETAIN YOUR SALES RECEIPT OF PURCHASE

CALL 1800 88 39 64



OUTDOOR SUPACENTRE PTY LTD
2 Stanley St Silverwater NSW, 2128
PHONE: 1800 88 39 64
www.4wdsupacentre.com.au